



The first name in biopsy

Jamshidi™ biopsy devices





Jamshidi bone marrow biopsy needles and trays

The Jamshidi name has been synonymous with proven reliability and results in bone marrow biopsy products for more than 50 years. From our best selling original Jamshidi needle to the advanced technology of the T-handle Jamshidi needle and marrow acquisition cradle, Jamshidi products offer the dependability and advanced features that make them a first choice in bone marrow biopsy needles and trays.

- T-handle Jamshidi needles
- Comfortable, ergonomic, two-piece handle designed to provide tactile feedback and increased control during needle insertion
- Super-sharp tip to provide excellent cortical penetration

Needles are packaged sterile with a probe and probe guide. For single use only. Ten needles per case.

T-handle Jamshidi needles	
Cat. no.	Description
TJC3513	13 G x 8.9 cm
TJC4011	11 G x 10 cm
TJC6011	11 G x 15 cm
TJC4008	8 G x 10 cm
TJC6008	8 G x 15 cm



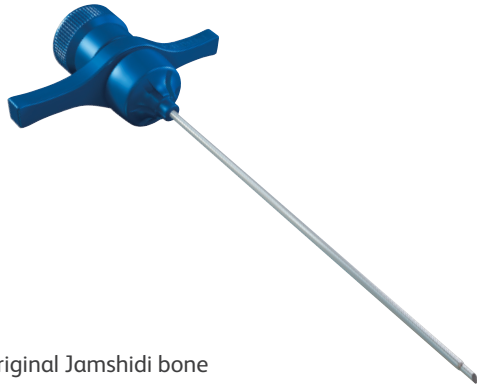
The Jamshidi marrow acquisition cradle fits inside the T-handle Jamshidi needle to capture and retrieve quality samples.

Jamshidi marrow acquisition cradle (MAC)

- Fits inside the T-handle Jamshidi needle to easily and accurately capture and retrieve quality samples
- Provides multiple sampling capability
- Reduces occurrence of painful redirect
- Improves specimen retention
- Facilitates sample size verification

Needles are packaged sterile with a probe and probe guide. For single use only. Ten needles per case.

T-handle Jamshidi needles with marrow acquisition cradle	
Cat. no.	Description
TJM3513	13 G x 8.9 cm
TJM4011	11 G x 10 cm
TJM6011	11 G x 15 cm
TJM4008	8 G x 10 cm
TJM6008	8 G x 15 cm



The original Jamshidi bone marrow biopsy/aspiration needle features a lightweight handle with a sharp bevel tip and a tapered distal tip.

Original Jamshidi bone marrow biopsy/aspiration needles

The original Jamshidi bone marrow biopsy/aspiration needles offer:


- Lightweight handle
- Sharp bevel tip for easy coring of the bone
- A tapered distal tip to facilitate the recovery of bone marrow samples
- Adapter to accommodate luer-lock syringes
- A wide range of sizes

Needles are packaged sterile with a probe and luer lock adapter. For single use only. Ten needles per case.

Original Jamshidi bone marrow biopsy/aspiration needles	
Cat. no.	Description
DJ2013X	13 G x 5 cm
DJ3513X	13 G x 9 cm
DJ4011X	11 G x 10 cm
DJ6011X	11 G x 15 cm
DJ4008X	8 G x 10 cm



T-handle Illinois needle with removable depth stop



Original Illinois needle with adjustable depth guard

Illinois sternal/iliac bone marrow aspiration needles

The Illinois sternal/iliac needles feature:


- Availability in the ergonomic T-handle style or original design
- An adjustable depth stop in the T-handle version from 26–79 mm for sternal or pediatric application
- Simple depth-stop removal in the T-handle design to expose the 7.9 cm aspiration cannula for iliac crest use
- Adjustable depth guard in original design


Needles are packaged sterile. For single use only. Ten needles per case.

Illinois sternal/iliac bone marrow aspiration needles	
Cat. no.	Description
TIN3018	T-handle 18 G x 7.9 cm (<i>adjustable length 26–79 mm</i>)
TIN3015	T-handle 15 G x 7.9 cm (<i>adjustable length 26–79 mm</i>)
DIN1518X	18 G (<i>adjustable length 14–48 mm</i>)
DIN1515X	15 G (<i>adjustable length 24–48 mm</i>)

For more information, contact your Interventional Specialties sales representative or visit bd.com/Jamshidi

Refer to the complete instructions for use accompanying the devices, or follow the instructions on the product labeling.
Medical devices class IIa, according to Medical devices Council Directive 93/42/EEC, CE marked by TÜV SÜD Product Service GmbH (0123).

 CareFusion
75 North Fairway Drive
Vernon Hills, IL 60061 U.S.

 CareFusion France 309 S.A.S.
8 bis rue de la Renaissance
44110 Châteaubriant France

European headquarters:
BD, Terre-Bonne-Park - A4
Route de Crassier 17
1262 Eysins, Switzerland
Tel: +41(0) 21 556 30 00

bd.com

